

Making Decisions With Excel

We can instruct a spreadsheet to make decisions on entered labels and values. This is achieved by using the IF function, which takes the form:

IF (something is true, do this, otherwise, do something else)

The IF function uses mathematical symbols (operators) to make comparisons:

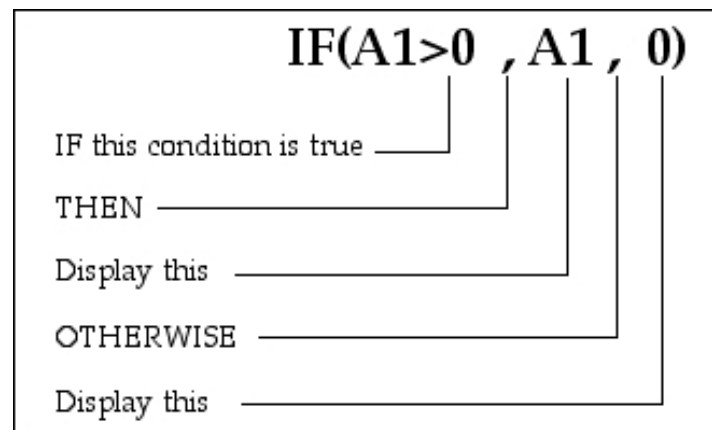
Operator	Meaning
<	less than
>	greater than
<=	less than or equal to
>=	greater than or equal to
=	equal to
<>	is not equal to

For example, look at the following formula:

=IF(A1>0,A1,0)

This formula reads: if the contents of cell A1 is greater than zero then display the contents of A1, otherwise display zero. The sections of an IF statement must be separated by commas. The commas stand for 'then' and 'otherwise'.

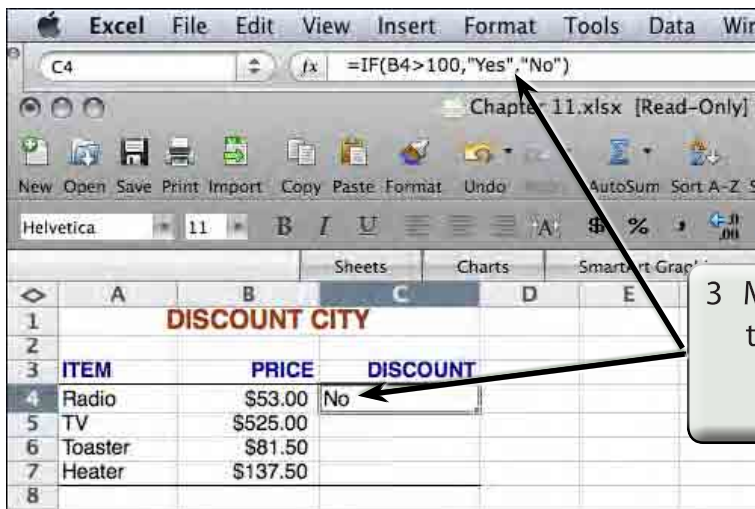
The following diagram shows the sections of the formula:



The IF Command

A template for a company that gives discounts on items priced over \$100 will be used.

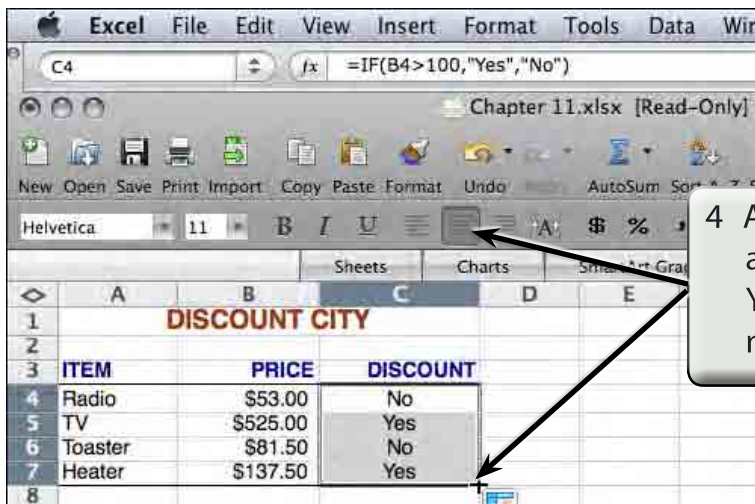
- 1 Load Microsoft Excel 2008 and select OPEN from the FILE Menu.
- 2 Access the EXCEL 2008 SUPPORT FILES, open the CHAPTER 11 folder and load the CHAPTER 11 file, selecting YES to the READ-ONLY message.



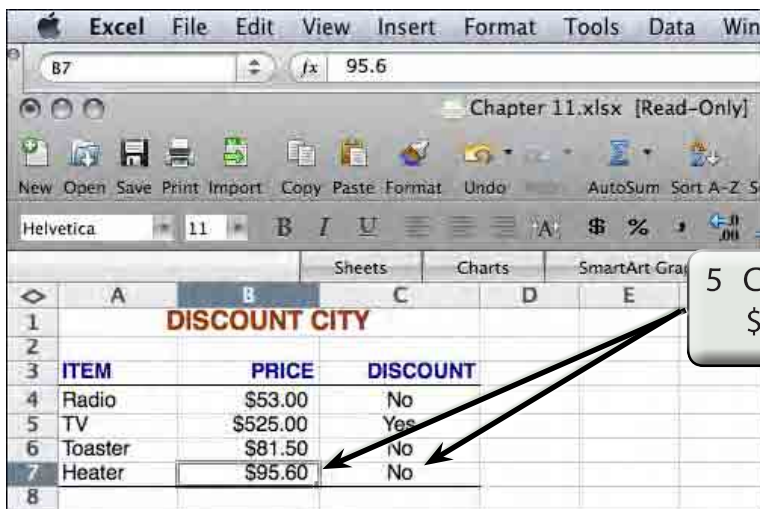
3 Move the cursor to cell C4 and enter the formula:

`= IF(B4>100,"Yes","No")`

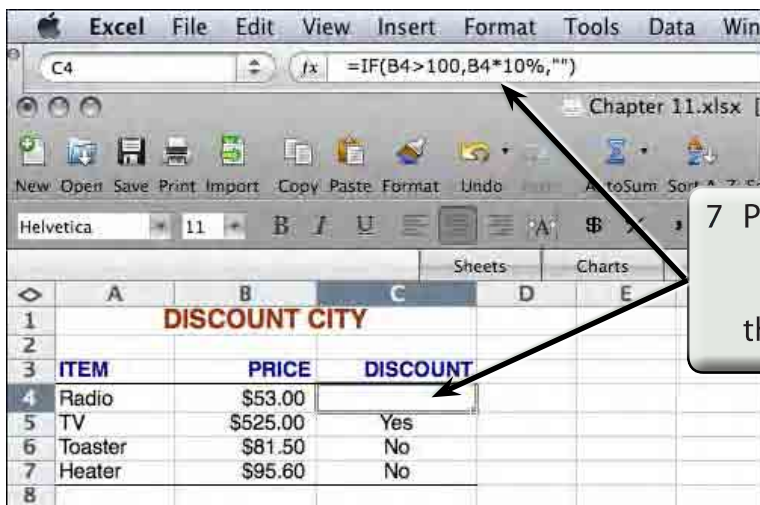
NOTE: The spreadsheet is being told that if the contents of the cell B4 is greater than 100, then display YES, otherwise display NO. Quotation marks are used because YES and NO are LABELS.



4 Autofill the formula down 3 cells and format the 4 labels to CENTRE. You should have a YES displayed next to prices over \$100.



6 Mathematical calculations can also be done within IF functions.



- NOTE:**
- i For the "", press the double quotation key twice.
 - ii The formula reads: if the value in cell B4 is greater than 100, then work out and display B4 times 10%, otherwise display a blank space (two quotes entered next to one another).
 - iii You should receive a blank space in cell C4 as the Radio costs less than \$100.

8 Autofill the formula down to the other 3 cells and format the 4 cells to CURRENCY with two decimal places and RIGHT aligned.

ITEM	PRICE	DISCOUNT
Radio	\$53.00	
TV	\$525.00	\$52.50
Toaster	\$81.50	
Heater	\$95.60	

9 Change the price of the Toaster to \$137.50. A discount should now be allocated.

ITEM	PRICE	DISCOUNT
Radio	\$53.00	
TV	\$525.00	\$5.30
Toaster	\$137.50	\$13.75
Heater	\$95.60	

10 Change the cost of the Toaster to \$100. A discount is not given because the value is not over \$100.

ITEM	PRICE	DISCOUNT
Radio	\$53.00	
TV	\$525.00	\$5.30
Toaster	\$100.00	
Heater	\$95.60	